



JUNE 2023

HONG KONG REPORT

QUARTERLY CONSTRUCTION
COST UPDATE

OFFICES AROUND THE WORLD

AFRICA

Angola

Luanda

Botswana

Gaborone

Kenya

Nairobi

Mauritius

Quatre Bornes

Mozambique

Maputo

Namibia

Windhoek

Nigeria

Lagos

Seychelles

Victoria

South Africa

Cape Town

Durban

Pretoria

Stellenbosch

ASIA

North Asia

Beijing

Chengdu

Chongqing

Guangzhou

Guiyang

Haikou

Hangzhou

Hong Kong

Macau

Nanjing

Nanning

Seoul

Shanghai

Shenyang

Shenzhen

Wuhan

Wuxi

Xian

Zhuhai

South Asia

Bacolod

Bohol

Cagayan de Oro

Cebu

Clark

Davao

Ho Chi Minh City

Iloilo

Jakarta

Kuala Lumpur

Laguna

Metro Manila

Phnom Penh

Singapore

Yangon

Maldives

Hulhumale

India Alliance

Bangalore

AMERICAS

Caribbean

St. Lucia

North America

Boston

Calgary

Chicago

Denver

Hilo

Honolulu

Kansas City

Las Vegas

Los Angeles

Maui

New York

Phoenix

Portland

San Francisco

San Jose

Seattle

Toronto

Tucson

Waikoloa

Washington DC

America Alliance

Mexico City

EUROPE

United Kingdom

Belfast

Birmingham

Bristol

Cambridge

Cardiff

Cumbria

Leeds

Liverpool

London

Manchester

Sheffield

Thames Valley

Warrington

Euro Alliance

Austria

Belgium

Bulgaria

Croatia

Czech Republic

Denmark

France

Germany

Greece

Hungary

Ireland

Italy

Luxembourg

Montenegro

Netherlands

Norway

Poland

Portugal

Romania

Serbia

Spain

Sweden

Turkey

MIDDLE EAST

Qatar

Doha

Saudi Arabia

Riyadh

United Arab Emirates

Abu Dhabi

Dubai

OCEANIA

Australia

Adelaide

Brisbane

Cairns

Canberra

Coffs Harbour

Darwin

Gold Coast

Melbourne

Newcastle

Perth

Sunshine Coast

Sydney

Townsville

New Zealand

Auckland

Christchurch

Dunedin

Hamilton

Palmerston North

Queenstown

Tauranga

Wellington

HONG KONG

During the first quarter of 2023, the Hong Kong economy witnessed a notable improvement, primarily driven by the robust recovery of both inbound tourism and domestic demand. Yet, the weaker than expected economic recovery in mainland China has affected the business sentiment in the private sector. Expenditure on building and construction in real terms dropped by 4.0% year-on-year, with decline in private sector expenditure quarter-to-quarter.

In alignment with the development of the Northern Metropolis, the government will initiate tenders for the construction of multi-story buildings for modern industries on three industrial sites in the vicinity of Yuen Long Industrial Estate and two industrial sites in Hung Shui Kiu. This initiative is projected to provide approximately 720,000 square meters of floor space. Additionally, the government has commenced the planning and engineering study for the Lung Kwu Tan reclamation and Tuen Mun West area to address the medium to long-term land supply. Alongside its focus on mega development projects, the government has announced the introduction of sector-specific labor importation schemes, aimed at alleviating the tight local labor market. It is projected that the tender price index will rise moderately in the coming quarters.

TENDER PRICE MOVEMENT



2,570

Q1 2023 TPI

▲6.20%

Y-o-Y

▲0.98%

Q-o-Q

ECONOMIC OVERVIEW



Gross Domestic Product

▲2.7%

Q1 2023 Y-o-Y in real terms



Composite Consumer Price Index

▲1.7%

Q1 2023 Y-o-Y in real terms



Unemployment Rate

3.1%

Jan 2023 - Mar 2023



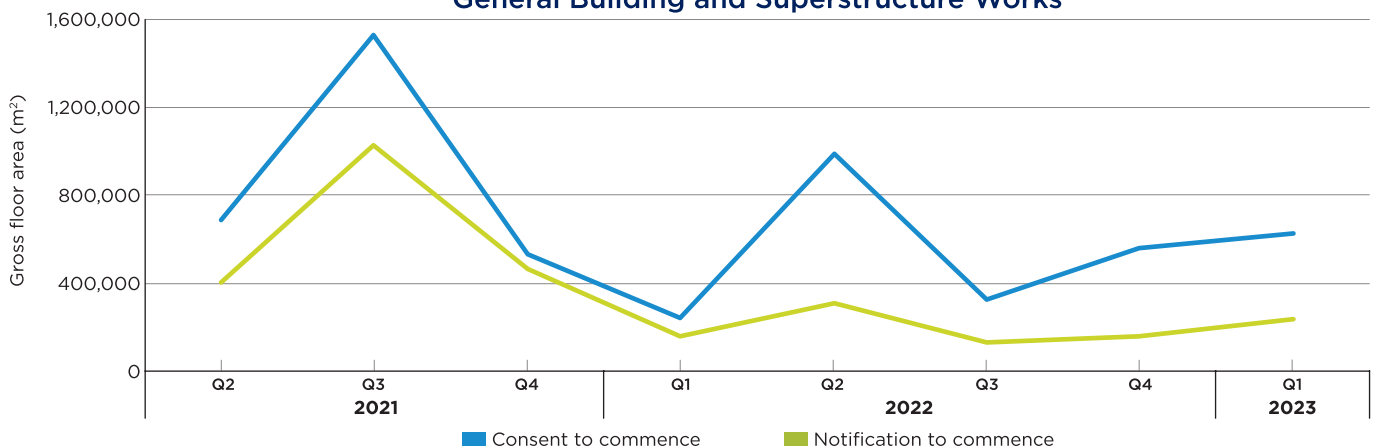
Underemployment Rate

1.2%

Jan 2023 - Mar 2023

CONSTRUCTION INDUSTRY

General Building and Superstructure Works



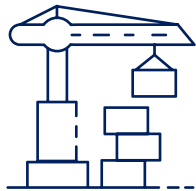
Source: Buildings Department

COST COMMENTARY

HONG KONG

CONSTRUCTION INDUSTRY

Q1 2023



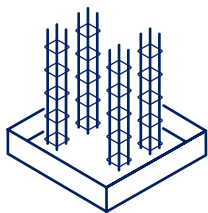
Consent to Commence Superstructure

▲ **158%** ▲ **12%**
 Y-o-Y Q-o-Q
 In terms of GFA



Notification to Commence

▲ **52%** ▲ **50%**
 Y-o-Y Q-o-Q
 In terms of GFA



Consent to Commence Foundation Works

▼ **15%** ▼ **24%**
 Y-o-Y Q-o-Q
 In terms of no.



Approval of Building Plans

▲ **48%** ▲ **31%**
 Y-o-Y Q-o-Q
 In terms of no.

MACAU

In first quarter of 2023, Macau’s tourism recovery gains pace with relaxation of border control measures and full resumption of personnel exchanges between Hong Kong, Macau and Mainland China. Public construction investment increased by 28.2% year-on-year due to increased investments in the construction of public housing and the fourth Macao-Taipa bridge. Conversely, private construction investment declined by 17.5% year-on-year as a result of reduced investments in the casino industry.

Nevertheless, it is anticipated that the private construction investment will increase progressively as Macau’s six existing incumbent casino operators are committed to invest over \$13 billion USD on non-gaming activities under the new license agreements. With Macau Light Rapid Transit East Line scheduled to commence in second half of 2023, it is expected that the tender price will move up gradually in coming quarters.

ECONOMIC OVERVIEW



Gross Domestic Product

▲ **38.8%**

Q1 2023 Y-o-Y in real terms



Unemployment Rate

3.1%

Jan 2023 - Mar 2023



Underemployment Rate

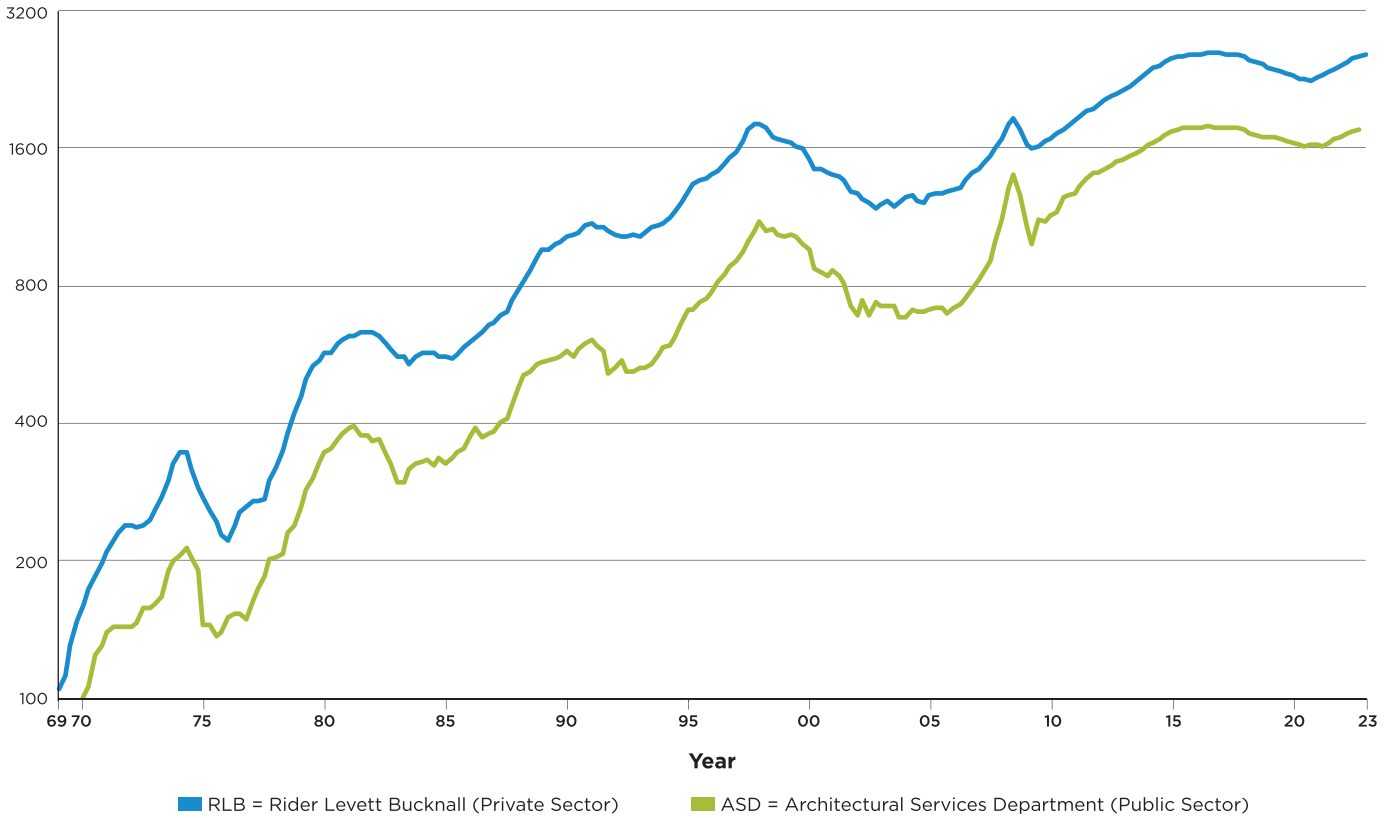
2.2%

Jan 2023 - Mar 2023

Disclaimer:

While the information in this publication is believed to be correct at the time of publishing, no responsibility is accepted for its accuracy. Persons desiring to utilize any information appearing in the publication should verify its applicability to their specific circumstances. Cost information in this publication is indicative and for general guidance only and is based on rates at **1st Quarter 2023**.

Tender Price Indices for Builder's Works in Hong Kong



	RLB	ASD	RLB	ASD	RLB	ASD	RLB	ASD	RLB	ASD	RLB	ASD	RLB	ASD	RLB	ASD	RLB	ASD	RLB	ASD	RLB	ASD	RLB	ASD
Quarter	1968		1969		1970		1971		1972		1973		1974		1975		1976		1977		1978		1979	
1			104		160	100	210	140	238	144	258	160	345	206	275	145	221	150	270	164	320	203	460	262
2			112		173	106	222	143	236	146	275	167	345	213	258	145	238	153	270	174	350	208	500	285
3			130		185	124	230	144	238	158	300	190	318	203	243	137	255	153	273	185	380	230	535	304
4	100		148		198	131	238	143	245	158	325	199	290	191	228	140	263	149	300	201	420	238	550	329
Quarter	1980		1981		1982		1983		1984		1985		1986		1987		1988		1989		1990		1991	
1	570	347	620	389	630	364	560	298	570	328	560	326	605	376	665	385	785	479	960	542	1020	574	1090	608
2	570	353	620	393	620	370	560	298	570	332	555	335	615	392	690	403	820	510	960	548	1030	561	1075	592
3	600	369	630	375	600	342	540	317	570	323	565	344	630	373	700	411	865	521	985	552	1045	582	1075	573
4	610	381	630	376	580	327	560	326	560	337	585	351	655	380	740	438	925	541	1000	559	1080	596	1055	515
Quarter	1992		1993		1994		1995		1996		1997		1998		1999		2000		2001		2002		2003	
1	1035	531	1025	527	1100	586	1280	708	1400	772	1575	902	1800	1103	1660	1024	1510	959	1400	862	1270	687	1205	720
2	1020	548	1045	527	1125	594	1330	712	1430	813	1660	953	1765	1054	1640	1031	1440	873	1390	842	1240	742	1230	723
3	1020	519	1075	541	1160	615	1360	733	1485	848	1760	996	1695	1065	1620	1025	1435	858	1360	807	1210	692	1195	722
4	1030	518	1080	563	1220	666	1370	747	1520	885	1810	1051	1675	1034	1600	989	1410	844	1290	721	1185	733	1210	681
Quarter	2004		2005		2006		2007		2008		2009		2010		2011		2012		2013		2014		2015	
1	1255	685	1260	711	1300	714	1440	821	1680	1118	1630	1074	1670	1134	1840	1273	1995	1414	2145	1516	2360	1621	2510	1732
2	1265	712	1270	716	1310	730	1475	859	1810	1305	1605	983	1730	1161	1870	1320	2045	1438	2190	1532	2390	1648	2540	1761
3	1230	704	1275	718	1360	751	1535	906	1865	1401	1620	1111	1750	1249	1925	1369	2075	1467	2230	1559	2425	1679	2545	1777
4	1220	701	1280	697	1410	789	1595	998	1750	1262	1655	1107	1785	1266	1955	1408	2100	1496	2290	1590	2460	1703	2565	1775
Quarter	2016		2017		2018		2019		2020		2021		2022		2023		2024		2025		2026		2027	
1	2565	1775	2580	1779	2530	1755	2395	1695	2300	1641	2285	1631	2420	1696	2570									
2	2570	1776	2555	1776	2495	1727	2385	1686	2265	1623	2300	1620	2475	1726										
3	2580	1783	2565	1773	2465	1708	2355	1675	2260	1618	2345	1640	2515	1744										
4	2580	1781	2560	1768	2440	1698	2340	1652	2250	1625	2370	1679	2545	1763										

APPROXIMATE ORDER OF CONSTRUCTION COSTS IN HONG KONG AND SELECTED CITIES IN CHINA

2023年第1季中国主要城市单方造价指标

(Cost per Square Metre Construction Floor Area at 1st Quarter 2023 Prices)

建筑物种类 Type of Building	香港 Hong Kong HK\$	澳门 Macau MOP	广州 Guangzhou RMB	深圳 Shenzhen RMB	珠海 Zhuhai RMB	北京 Beijing RMB	沈阳 Shenyang RMB	成都 Chengdu RMB	西安 Xian RMB	上海 Shanghai RMB	杭州 Hangzhou RMB	南京 Nanjing RMB	武汉 Wuhan RMB
	港澳地区 Hong Kong & Macau		华南地区 South China			华北地区 North China		华西地区 West China		华东地区 East China			
Office 办公楼													
Superior Quality 高级	33,000 - 40,300+	18,200 - 24,300+	8,700 - 13,000+	8,700 - 13,000+	8,200 - 12,200+	9,200 - 13,300+	8,800 - 12,700+	8,000 - 11,500+	8,000 - 11,400+	9,200 - 13,300+	8,700 - 12,400+	8,200 - 12,100+	8,200 - 12,200+
Ordinary 一般	22,800 - 31,200	12,100 - 16,400	4,600 - 7,800	4,600 - 7,800	4,400 - 7,400	5,000 - 8,300	4,700 - 7,900	4,400 - 7,300	4,400 - 7,300	5,100 - 8,300	4,800 - 7,900	4,700 - 7,300	4,500 - 7,300
Shopping Centre 商场													
Superior Quality 高级	32,300 - 38,500+	23,400 - 28,600+	9,000 - 13,900+	9,100 - 13,900+	8,600 - 13,200+	9,000 - 14,100+	8,400 - 13,100+	8,200 - 12,800+	8,000 - 12,000+	9,200 - 14,300+	9,200 - 13,500+	8,500 - 13,100+	9,000 - 12,900+
Ordinary 一般	26,700 - 31,800	19,200 - 23,000	7,300 - 8,600	7,300 - 8,700	7,000 - 8,200	7,200 - 8,600	6,700 - 8,000	6,600 - 7,900	6,500 - 7,700	7,400 - 8,800	7,000 - 8,800	6,800 - 8,100	6,800 - 8,600
Residential 住宅													
Apartment; Superior Quality 高层; 高级	36,600 - 44,800+	15,300 - 21,900+	6,400 - 8,700+	6,400 - 8,800+	6,100 - 8,300+	6,900 - 9,400+	6,300 - 8,600+	6,100 - 8,200+	6,000 - 8,100+	7,000 - 9,600+	6,600 - 9,000+	6,400 - 8,800+	6,200 - 8,500+
Apartment; Ordinary 高层; 一般	24,100 - 33,800	12,000 - 13,800	3,500 - 5,800	3,500 - 5,800	3,300 - 5,500	3,800 - 6,200	3,500 - 5,600	3,300 - 5,500	3,300 - 5,400	3,900 - 6,300	3,700 - 6,000	3,600 - 5,800	3,500 - 5,600
Villa; Superior Quality 别墅; 高级	52,300 - 63,900+	41,500 - 50,700+	5,700 - 8,100+	5,700 - 8,200+	5,400 - 7,700+	6,200 - 8,700+	5,600 - 7,900+	5,500 - 7,700+	5,400 - 7,600+	6,300 - 8,900+	5,900 - 8,400+	5,800 - 8,200+	5,600 - 7,900+
Villa; Ordinary 别墅; 一般	34,100 - 47,900	32,200 - 37,400	4,000 - 5,100	4,000 - 5,100	3,800 - 4,900	4,300 - 5,600	3,900 - 5,100	3,800 - 5,000	3,800 - 4,900	4,400 - 5,700	4,100 - 5,300	4,000 - 5,200	3,900 - 5,100
Clubhouse 会所	34,800 - 55,300+	25,600 - 44,500+	11,500 - 18,300+	11,600 - 18,400+	10,900 - 17,400+	12,400 - 19,700+	11,300 - 17,900+	10,800 - 17,200+	10,700 - 17,000+	12,700 - 20,100+	11,900 - 18,900+	11,600 - 18,400+	11,200 - 17,800+
External Works & Landscaping 室外工程 (Cost/m ² External Area)	4,750 - 9,100+	3,500 - 7,700+	500 - 1,400+	500 - 1,500+	500 - 1,300+	600 - 1,600+	500 - 1,500+	500 - 1,400+	500 - 1,400+	600 - 1,600+	600 - 1,500+	600 - 1,400+	600 - 1,400+
Hotel (including FF&E) 酒店 (包括家俱及设备)													
5-Star 五星	39,000 - 47,700+	30,900 - 37,900+	15,500 - 19,900+	15,500 - 19,900+	14,700 - 18,900+	15,500 - 20,400+	14,800 - 19,600+	13,900 - 18,400+	13,900 - 18,400+	15,900 - 20,900+	14,300 - 18,600+	14,600 - 19,200+	14,500 - 18,800+
3-Star 三星	30,900 - 37,700	24,700 - 28,500	11,000 - 14,000	11,100 - 14,100	10,500 - 13,300	11,500 - 14,800	10,900 - 14,100	10,000 - 13,100	10,000 - 13,100	11,200 - 15,000	10,200 - 14,100	10,300 - 13,800	10,600 - 13,600
Industrial 厂房													
Landlord; High Rise 租用; 高层	14,300 - 16,800+	N/A	3,100 - 4,200+	3,100 - 4,200+	2,900 - 4,000+	3,400 - 4,400+	3,200 - 4,200+	3,100 - 3,900+	3,100 - 3,900+	3,600 - 4,500+	3,400 - 4,200+	3,300 - 4,100+	2,900 - 4,000+
End User; Low Rise 自用; 低层	17,100 - 24,400+	N/A	4,300 - 7,800+	4,400 - 8,000+	4,100 - 7,400+	4,400 - 7,800+	4,200 - 7,400+	4,100 - 7,200+	4,100 - 7,200+	4,500 - 8,000+	4,100 - 7,200+	4,100 - 7,300+	4,100 - 7,200+
Logistic Centre 物流中心	17,000 - 21,200+	N/A	3,400 - 3,600+	3,400 - 3,700+	3,100 - 3,400+	3,500 - 4,000+	3,300 - 3,800+	2,600 - 3,700+	2,400 - 3,800+	3,500 - 3,800+	3,300 - 3,600+	3,200 - 3,300+	3,100 - 3,400+
Carpark 车库													
Basement; up to 2 Levels 地下室; 不多于 2 层	24,600 - 32,100+	11,000 - 13,900+	4,500 - 7,600+	4,600 - 7,600+	4,400 - 7,300+	4,700 - 7,900+	4,300 - 7,100+	4,400 - 7,200+	4,400 - 7,200+	4,700 - 7,900+	4,400 - 7,300+	4,100 - 7,200+	4,400 - 7,400+
Multi-Storey 地上; 多层	12,000 - 14,500+	9,200 - 11,500+	3,400 - 5,100+	3,400 - 5,100+	3,200 - 4,800+	3,700 - 5,500+	3,300 - 4,900+	3,300 - 4,800+	3,300 - 4,800+	3,800 - 5,600+	3,600 - 5,300+	3,500 - 5,100+	3,400 - 5,000+

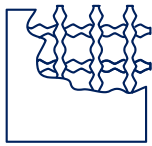
NOTES 注:

- The construction costs above are based on prices obtained by competitive tendering for lump sum fixed price contracts with a normal contract period and are based on normal site conditions and locations. Extra costs should be allowed for projects with fast track programme, non-traditional procurement approaches and multi-phasing completion, etc.
以上单方造价指标按竞价价格下之包干合约编制，并按正常工期、工地状况等为准。如项目采用快速施工、非传统式采购合约、分期施工等，应考虑增加额外预算成本。
- The costs are average square metre unit costs only not based on any specific drawings / design. Therefore they provide nothing more than a rough guide to the probable cost of a building. Figures outside the given ranges may be encountered. When information is required on a specific project, it is essential that professional advice be sought. 平均单方造价并不是参考图纸或设计而编制。只可作为建筑造价之估算，亦可能出现范围外之单价。若有特定之工程资料，理应参考专业顾问之意见。
- The standards for each type of building varies among above selected cities due to local design practices and choice of materials. 上述城市之建筑标准会因设计规范及采纳之物料而各有不同。
- The types of buildings have been revised in the 4th Quarter 2022. 建筑物种类已于 2022 年第四季度作出修订。
- The building costs exclude site formation and external works, finance and legal expenses, consultants' fees and reimbursables, value of land and fluctuations in prices between the price date as specified above and the time of calling tenders. 建筑物单价并不包括工地平整、室外工程、财务、法律、顾问公司等专业费用，地价及由此单价生效日至投标时间之价格或汇率变动。
- Construction floor area is the summation of covered floor areas contained within the outer surface of external wall or external perimeter, whichever is larger, measured at each floor level. It includes all floor areas occupied by stairwells, lift shafts, vertical duct wells, plant rooms, covered external floors, but excludes floor areas occupied by the atrium voids, light wells, and the areas covered by canopies and architectural features such as air conditioners (ACs) platforms, projected planters, sunshades, etc. 建筑面积乃有盖面积总和并量度至建筑物外墙外面或量度至边境界，以较大者为准；包括楼梯井、电梯井、管线井、机电间、有盖室外面积，但不包括大堂上部空间、光井及雨棚、建筑装饰如空调机平台、花槽、遮阳棚等。
- Other Specific Exclusions 其它不包括项目：
HOTEL 酒店：pre-opening expenses, operating expenses, working capital, staff training and administrative costs 开幕前费用、营运费用、开办费、员工培训及行政费等。
SHOPPING CENTRE 商场：fit out to tenant areas 租户之装修工程。
INDUSTRIAL; LANDLORD 厂房 (租用)：security system, air conditioning, electrical distribution in tenant areas; production and warehousing equipment; special M&E provisions 保安、空调、租户内之电器布线、生产及仓库装备，特别机电配套等。
LOGISTIC CENTRE 物流中心：cold storage facilities, material handling system, sorting and warehousing system, etc 冷藏设施、物料搬运系统、分拣和仓储系统等。
PROJECTS IN SELECTED CITIES IN CHINA 中国主要城市：utilities to the site beyond site boundary, connection charges and capital contribution; local authority levies and taxation; import duties 工地外之骨干、接驳费、增容费、当局行政费用、税项、入口税。

LABOUR COST TRENDS

AVERAGE DAILY WAGES OF WORKERS ENGAGED IN PUBLIC SECTOR CONSTRUCTION PROJECTS

Bar Bender and Fixer



\$2,200

Y-o-Y ▼0.9%

Carpenter (Formwork)



\$1,889

Y-o-Y ▲1.8%

Concretor



\$1,642

Y-o-Y ▲2.0%

General Workers



\$1,044

Y-o-Y ▲2.4%

Metal Worker



\$1,354

Y-o-Y ▲0.4%

Painter and Decorator



\$1,240

Y-o-Y ▼4.8%

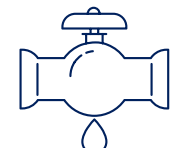
Plasterer



\$1,381

Y-o-Y ▼1.5%

Plumber



\$1,437

Y-o-Y ▼4.7%

	Average Daily Wages in HK\$ per day																			
	2021					2022												2023		
	8	9	10	11	12	1	2	3	4	5	6	7	8	9	10	11	12	1	2	3
Bar Bender and Fixer	2,193.3	2,175.6	2,204.3	2,210.0	2,235.0	2,246.2	2,223.6	2,220.1	2,212.0	2,225.4	2,179.8	2,214.1	2,227.5	2,233.5	2,213.9	2,235.2	2,236.3	2,209.0	2,193.7	2,200.0
Carpenter (Formwork)	1,796.7	1,811.9	1,826.3	1,838.8	1,876.6	1,866.1	1,876.2	1,855.0	1,861.3	1,880.3	1,869.9	1,868.8	1,873.2	1,884.4	1,889.3	1,875.7	1,894.2	1,882.9	1,894.3	1,888.5
Concretor	1,610.2	1,605.7	1,606.1	1,599.3	1,613.4	1,631.2	1,581.5	1,609.0	1,617.9	1,638.8	1,638.0	1,632.7	1,639.5	1,640.1	1,651.4	1,649.0	1,655.8	1,629.9	1,635.3	1,641.7
General Workers	1,008.4	1,019.0	1,023.8	1,026.3	1,032.6	1,033.2	1,018.5	1,019.2	1,024.9	1,026.1	1,027.1	1,030.7	1,024.7	1,029.7	1,031.5	1,038.3	1,035.9	1,020.1	1,047.3	1,043.8
Metal Worker	1,320.7	1,337.8	1,345.4	1,339.1	1,360.8	1,373.3	1,356.0	1,348.6	1,350.2	1,381.0	1,413.7	1,379.2	1,346.5	1,344.3	1,349.3	1,346.9	1,361.0	1,363.1	1,375.9	1,354.3
Painter and Decorator	1,312.4	1,356.0	1,344.4	1,326.3	1,327.2	1,317.8	1,307.4	1,303.2	1,286.3	1,288.4	1,278.3	1,276.4	1,249.3	1,231.2	1,218.2	1,205.2	1,212.2	1,226.4	1,230.4	1,240.2
Plasterer	1,395.9	1,405.8	1,395.9	1,390.9	1,398.0	1,392.7	1,399.9	1,401.4	1,381.2	1,395.6	1,415.0	1,419.9	1,418.7	1,406.8	1,365.5	1,366.3	1,376.8	1,395.1	1,399.5	1,380.9
Plumber	1,501.7	1,526.9	1,530.3	1,528.4	1,516.7	1,512.1	1,485.1	1,508.4	1,443.1	1,446.0	1,441.9	1,445.6	1,423.5	1,412.9	1,424.3	1,418.2	1,413.7	1,410.2	1,425.6	1,436.8

(Source: Census and Statistics Department)

AVERAGE WHOLESALE PRICES OF SELECTED BUILDING MATERIALS

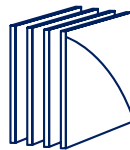
Bitumen
(\$/t)



\$9,700

Y-o-Y ▲3.2%

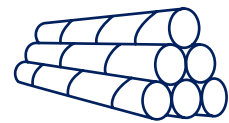
Galvanised Mild Steel Plates (\$/t)



\$21,958

Y-o-Y ▼9.7%

High Tensile Steel Bars (\$/t)



\$6,578

Y-o-Y ▼17.9%

Portland Cement
(\$/t)



\$931

Y-o-Y ▲2.5%

Sand
(\$/10t)



\$3,240

Y-o-Y ▲1.6%

Sawn Hardwood 50 x 75 (\$/m³)



\$6,939

Y-o-Y ▲5.7%

	Average Wholesale Prices of Selected Building Materials																			
	2021					2022												2023		
	8	9	10	11	12	1	2	3	4	5	6	7	8	9	10	11	12	1	2	3
■ Bitumen (\$/t)	8,400	8,400	8,800	8,800	8,800	8,800	9,400	9,400	9,900	9,900	9,900	9,900	9,900	9,900	9,900	9,900	9,900	9,500	9,500	9,700
■ Galvanised Mild Steel Plates (\$/t)	21,946	22,651	22,636	23,628	23,610	24,315	24,290	24,326	24,350	24,376	24,364	24,319	23,609	23,552	23,343	23,323	23,241	21,877	21,864	21,958
■ High Tensile Steel Bars (\$/t)	7,506	7,511	7,494	7,461	7,424	7,394	7,614	8,012	7,927	7,648	7,393	7,007	6,796	6,566	6,411	6,302	6,456	6,554	6,567	6,578
■ Portland Cement (\$/t)	784	788	817	870	886	928	927	908	925	935	936	932	931	931	931	931	931	931	931	931
■ Sand (\$/10t)	2,890	2,940	3,150	3,120	3,210	3,240	3,170	3,190	3,180	3,180	3,160	3,100	3,020	3,070	2,940	3,070	3,130	3,180	3,180	3,240
■ Sawn Hardwood 50 x 75 (\$/m ³)	6,658	6,548	6,548	6,548	6,565	6,565	6,565	6,565	6,779	6,779	6,779	6,939	6,939	6,939	6,939	6,939	6,939	6,939	6,939	6,939

(Source: Census and Statistics Department)

COMMON UNIT RATES IN HONG KONG

Description	Unit	1Q 2023		
		Average rate in HK\$	Y-o-Y	Q-o-Q
150 mm Bed of hardcore	m ²	252	3.7%	0.8%
Reinforced concrete Grade 35	m ³	1,460	11.5%	0.7%
Reinforced concrete Grade 45	m ³	1,535	11.2%	1.0%
Reinforced concrete Grade 60	m ³	1,695	10.8%	0.9%
Sawn formwork	m ²	460	4.5%	1.1%
Deformed high yield steel bar reinforcement	kg	13.0	4.0%	0.8%
100 mm Solid concrete block wall	m ²	460	7.0%	2.2%
Waterproof membrane roofing / 20 mm Horizontal mastic asphalt roofing	m ²	180	3.4%	0.0%
50 mm Roof insulation	m ²	185	6.6%	0.0%
Galvanised mild steel in balustrades, railings and general welded and framed work	kg	39	14.7%	2.6%
Structural steelwork - standard sections (new works)	kg	41	20.6%	2.5%
20 mm Cement and sand (1:3) paving/ screeding	m ²	136	5.9%	0.7%
6 mm skim coat plaster	m ²	132	6.1%	1.5%
Gypsumboard suspended ceiling	m ²	560	5.7%	1.8%
Metal panel suspended ceiling	m ²	710	8.4%	1.4%
Primer and two coats of emulsion paint on plastered walls and ceilings	m ²	76	8.6%	1.3%
Proprietary vertical green wall system	m ²	6,850	3.8%	0.7%
Proprietary green roof system	m ²	3,050	5.2%	1.7%
9.80kW power rating photovoltaic system	m ²	8,600	5.0%	1.2%

Notes:

- The unit rates above are for general guidelines of likely tendered rates obtained by competitive tendering for lump sum fixed price contracts with a normal contract period.
- The rates are also based on normal site conditions, locations and normal working hours.

NORTH AISA OFFICES

北亚洲办事处

HONG KONG 香港

15th Floor
Goldin Financial Global Centre
17 Kai Cheung Road
Kowloon Bay, Kowloon Hong Kong
香港九龙九龙湾启祥道 17 号
高银金融国际中心 15 楼
Telephone 电话: 852 2823 1823
Facsimile 传真: 852 2861 1283
E-mail 电邮: hongkong@hk.rlb.com

BEIJING 北京

Room 1803-1809, 18th Floor
East Ocean Centre
24A Jian Guo Men Wai Avenue
Chaoyang District
Beijing 100004
China
中国北京市
朝阳区建国门外大街 24A
东海中心 18 楼 1803-1809 室
邮编 100004
Telephone 电话: 86 10 6515 5818
Facsimile 传真: 86 10 6515 5819
E-mail 电邮: beijing@cn.rlb.com

CHENGDU 成都

Room 2901-2904, 29th Floor
Square One
No.18 Dongyu Street
Jinjiang District
Chengdu 610016
Sichuan Province
China
中国四川省成都市锦江区东御街 18 号
百扬大厦 29 楼 2901-2904 室
邮编 610016
Telephone 电话: 86 28 8670 3382
Facsimile 传真: 86 28 8613 6160
E-mail 电邮: chengdu@cn.rlb.com

CHONGQING 重庆

Room 1-3 & 17-18
39/F, IFS Tower T1
No. 1 Qingyun Road
Jiangbei District
Chongqing 400024
China
中国重庆市江北区庆云路 1 号
国金中心 T1 办公楼
39 楼 1-3 及 17-18 单元
邮编 400024
Telephone 电话: 86 23 6380 6628
Facsimile 传真: 86 23 6380 6618
E-mail 电邮: chongqing@cn.rlb.com

GUANGZHOU 广州

Room 1302-1308
Central Tower
No. 5 Xiancun Road
Guangzhou 510623
Guangdong Province
China
中国广东省广州市冼村路 5 号
凯华国际中心 1302-1308 室
邮编 510623
Telephone 电话: 86 20 8732 1801
Facsimile 传真: 86 20 8732 1803
E-mail 电邮: guangzhou@cn.rlb.com

GUIYANG 贵阳

Room E, 12th Floor
Fuzhong International Plaza
126 Xin Hua Road
Guiyang 550002
Guizhou Province
China
中国贵州省贵阳市
新华路 126 号
富中国际广场 12 层 E 座
邮编 550002
Telephone 电话: 86 851 8553 3818
Facsimile 传真: 86 851 8553 3618
E-mail 电邮: guiyang@cn.rlb.com

HAIKOU 海口

Room 1705, 17th Floor Fortune Centre
38 Da Tong Road Haikou 570102
Hainan Province China
中国海南省海口市大同路 38 号
财富中心 17 楼 1705 室 邮编 570102
Telephone 电话: 86 898 6672 6638
Facsimile 传真: 86 898 6672 1618
E-mail 电邮: haikou@cn.rlb.com

HANGZHOU 杭州

Room 1603, 16th Floor
North Tower, Modern City Center
No. 161 Shao Xing Road
Xia Cheng District
Hangzhou 310004
Zhejiang Province
China
中国浙江省杭州市
下城区绍兴路 161 号
野风现代中心北楼 16 层 1603 室
邮编 310004
Telephone 电话: 86 571 8539 3028
Facsimile 传真: 86 571 8539 3708
E-mail 电邮: hangzhou@cn.rlb.com

MACAU 澳门

Alameda Dr. Carlos D' Assumpção
No. 398 Edificio CNAC 9º Andar I-J
Macau SAR
澳门新口岸
宋玉生广场 398 号
中航大厦 9 楼 I-J 座
Telephone 电话: 853 2875 3088
Facsimile 传真: 853 2875 3308
E-mail 电邮: macau@mo.rlb.com

NANJING 南京

Room 1201, 12th Floor
South Tower, Jinmao Plaza
201 Zhong Yang Road
Nanjing 210009
Jiangsu Province
China
中国江苏省
南京市中央路 201 号
金茂广场南塔写字楼 12 楼 1201 室
邮编 210009
Telephone 电话: 86 25 8678 0300
Facsimile 传真: 86 25 8678 0500
E-mail 电邮: nanjing@cn.rlb.com

NANNING 南宁

Room 2203, 22th Floor
Block B, Resources Building
No. 136 Minzu Road
Qingxiu District
Nanning 530000
Guangxi Province
China
中国广西省
南宁市青秀区民族大道 136 号
华润大厦 B 座 22 层 2203 室
邮编 530000
Telephone 电话: 86 771 5896 101
E-mail 电邮: nanning@cn.rlb.com

SEOUL 首尔

(Yeoksam-Dong, Daon Building)
8th Floor, 8 Teheran-ro 27-gil
Gangnam-Gu
Seoul 06141
Korea
Telephone 电话: 82 2 582 2834
Facsimile 传真: 82 2 563 5752
E-mail 电邮: seoul@kr.rlb.com

SHANGHAI 上海

22nd Floor, Greentech Tower
No.436 Heng Feng Road
Jingan District
Shanghai 200070
China
中国上海市
静安区恒丰路 436 号
环智国际大厦 22 楼
邮编 200070
Telephone 电话: 86 21 6330 1999
Facsimile 传真: 86 21 6330 2012
E-mail 电邮: shanghai@cn.rlb.com

SHENYANG 沈阳

25th Floor
Tower A, President Building
No. 69 Heping North Avenue
Heping District
Shenyang 110003
Liaoning Province
China
中国辽宁省沈阳市
和平区和平北大街 69 号
总统大厦 A 座 25 楼
邮编 110003
Telephone 电话: 86 24 2396 5516
Facsimile 传真: 86 24 2396 5515
E-mail 电邮: shenyang@cn.rlb.com

SHENZHEN 深圳

Room 4510-4513
Shun Hing Square
Diwang Commercial Centre
5002 Shennan Road East
Shenzhen 518001
Guangdong Province
China
中国广东省深圳市
深南东路 5002 号
信兴广场地王商业大厦 4510-4513 室
邮编 518001
Telephone 电话: 86 755 8246 0959
Facsimile 传真: 86 755 8246 0638
E-mail 电邮: shenzhen@cn.rlb.com

WUHAN 武汉

Room 3301, 33rd Floor
Heartland 66 Office Tower
No.688 Jinghan Avenue
Qiaokou District
Wuhan 430030
Hubei Province
China
中国湖北省武汉市
硚口区京汉大道 688 号
武汉恒隆广场办公楼 3301 室
邮编 430030
Telephone 电话: 86 27 6885 0986
Facsimile 传真: 86 27 6885 0987
E-mail 电邮: wuhan@cn.rlb.com

WUXI 无锡

Room 1410-1412, 14th Floor
Juna Plaza
No. 6 Yonghe Road
Nanchang District
Wuxi 214000
Jiangsu Province
China
中国江苏省无锡市
南长区永和路 6 号
君来广场 14 楼 1410-1412 室
邮编 214000
Telephone 电话: 86 510 8274 0266
Facsimile 传真: 86 510 8274 0603
E-mail 电邮: wuxi@cn.rlb.com

XIAN 西安

Room 1506, 15th Floor, Tower F
Chang'an Metropolis Center
No.88 Nanguan Zheng Street
Beilin District
Xian 710068
Shaanxi Province
China
中国陕西省西安市
碑林区南关正街 88 号
长安国际中心 F 座 15 楼 1506 号
邮编 710068
Telephone 电话: 86 29 8833 7433
Facsimile 传真: 86 29 8833 7438
E-mail 电邮: xian@cn.rlb.com

ZHUHAI 珠海

Room 1401-1402, 14th Floor
Taifook International Finance Building
No. 1199 Jiu Zhuo Road East
Jida
Zhuhai 519015
Guangdong Province
China
中国广东省珠海市
吉大九洲大道东 1199 号
泰福国际金融大厦 14 楼 1401-1402 室
邮编 519015
Telephone 电话: 86 756 388 9010
Facsimile 传真: 86 756 388 9169
E-mail 电邮: zhuhai@cn.rlb.com

RLB.com

AFRICA | AMERICAS | ASIA | EUROPE | MIDDLE EAST | OCEANIA



RLB
利比
Rider
Levett
Bucknall