



DECEMBER 2023

# HONG KONG REPORT

QUARTERLY CONSTRUCTION  
COST UPDATE

# OFFICES AROUND THE WORLD

## AFRICA

### Angola

Luanda

### Botswana

Gaborone

### Kenya

Nairobi

### Mauritius

Quatre Bornes

### Mozambique

Maputo

### Namibia

Windhoek

### Nigeria

Lagos

### Seychelles

Victoria

### South Africa

Cape Town

Durban

Pretoria

Stellenbosch

## ASIA

### North Asia

Beijing

Chengdu

Chongqing

Guangzhou

Guiyang

Haikou

Hangzhou

Hong Kong

Macau

Nanjing

Nanning

Seoul

Shanghai

Shenyang

Shenzhen

Wuhan

Wuxi

Xian

Zhuhai

## South Asia

Bacolod

Bohol

Cagayan de Oro

Cebu

Clark

Davao

Ho Chi Minh City

Iloilo

Jakarta

Kuala Lumpur

Laguna

Metro Manila

Phnom Penh

Singapore

Yangon

## Maldives

Hulhumale

## India Alliance

Bangalore

## AMERICAS

### Caribbean

St. Lucia

### North America

Boston

Calgary

Chicago

Denver

Hilo

Honolulu

Las Vegas

Los Angeles

Maui

New York

Phoenix

Portland

San Francisco

San Jose

Seattle

Toronto

Tucson

Waikoloa

Washington DC

## America Alliance

Mexico City

## EUROPE

### United Kingdom

Belfast

Birmingham

Bristol

Cambridge

Cardiff

Leeds

Liverpool

London

Manchester

Sheffield

Thames Valley

Warrington

### Euro Alliance

Austria

Belgium

Bulgaria

Croatia

Czech Republic

Denmark

France

Germany

Greece

Hungary

Ireland

Italy

Luxembourg

Montenegro

Netherlands

Norway

Poland

Portugal

Romania

Serbia

Spain

Sweden

Turkey

## MIDDLE EAST

### Qatar

Doha

### Saudi Arabia

Riyadh

### United Arab Emirates

Abu Dhabi

Dubai

## OCEANIA

### Australia

Adelaide

Brisbane

Cairns

Canberra

Coffs Harbour

Darwin

Gold Coast

Melbourne

Newcastle

Perth

Sunshine Coast

Sydney

Townsville

### New Zealand

Auckland

Christchurch

Dunedin

Hamilton

Palmerston North

Queenstown

Tauranga

Wellington

## HONG KONG

In the third quarter of 2023, Hong Kong’s economy gained momentum, propelled by the revival of inbound tourism and upswing in private consumption under Government’s various support initiatives. Notably, the construction industry experienced substantial growth, with a 12.5% increase in expenditure on building and construction. The private sector also witnessed a significant year-on-year rise of 19.0% compared to the previous year, considering the low baseline for comparison.

In the 2023 Policy Address and Long-Term Housing Strategy Report, the Government has announced its commitment to addressing housing needs by identifying land for approximately 410,000 public housing units over the next ten years and 80,000 private housing units in coming five years. Meanwhile, the Government has devised plans to streamline and expedite statutory and administrative procedures, as well as the approval of building plans for expediting land production. Apart from new land production, the Government has also made plans to utilize existing land, including Hung Hom stations, ex-Lamma Quarry site and “Green Belt” areas to maximize the development potential and optimize land usage. With Government’s policy support, it is expected that the tender price index will experience a moderate rise in the forthcoming quarters.

### TENDER PRICE MOVEMENT



**2,615**  
Q3 2023 TPI

**▲3.98%**  
Y-o-Y

**▲0.97%**  
Q-o-Q

### ECONOMIC OVERVIEW



**Gross Domestic Product**

**▲4.1%**

Q3 2023 Y-o-Y in real terms



**Composite Consumer Price Index**

**▲2.0%**

Q3 2023 Y-o-Y in real terms



**Unemployment Rate**

**2.8%**

Jul 2023 - Sep 2023



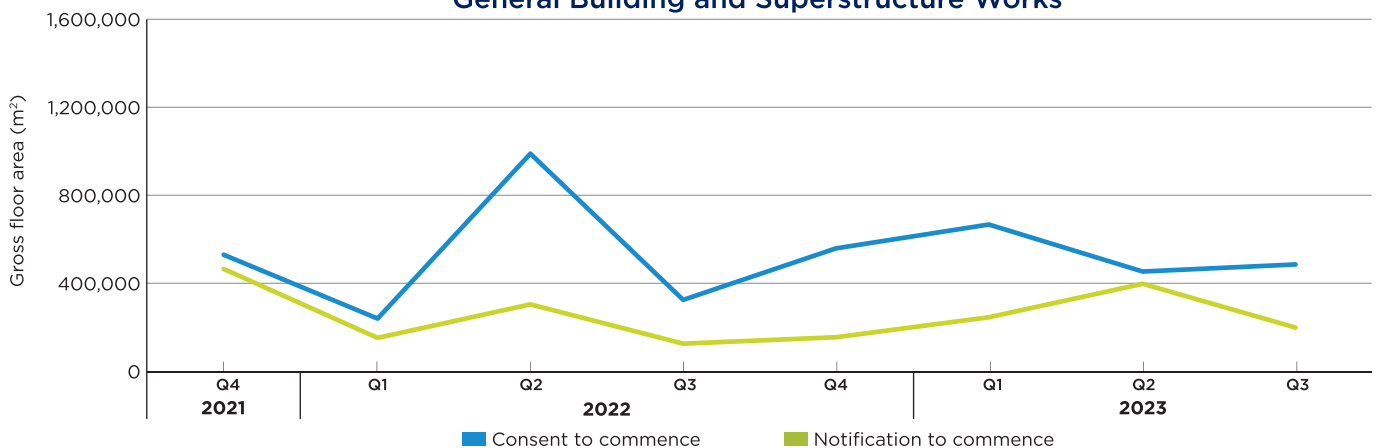
**Underemployment Rate**

**1.0%**

Jul 2023 - Sep 2023

### CONSTRUCTION INDUSTRY

#### General Building and Superstructure Works



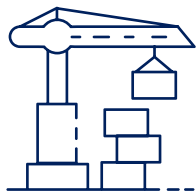
Source: Buildings Department

# COST COMMENTARY

## HONG KONG

### CONSTRUCTION INDUSTRY

Q3 2023



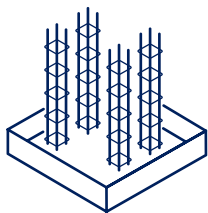
#### Consent to Commence Superstructure

▲ **49%** Y-o-Y  
▲ **7%** Q-o-Q  
In terms of GFA



#### Notification to Commence

▲ **57%** Y-o-Y  
▼ **49%** Q-o-Q  
In terms of GFA



#### Consent to Commence Foundation Works

▼ **6%** Y-o-Y  
▼ **3%** Q-o-Q  
In terms of no.



#### Approval of Building Plans

▼ **8%** Y-o-Y  
▲ **50%** Q-o-Q  
In terms of no.

## MACAU

Macau's economy has experienced remarkable growth, thanks to several positive factors, including the thriving tourism and gaming sectors. One key driver of this growth has been the surge in visitor numbers, which soared by 356.6% year-on-year to 19.9 million during the first three quarters of 2023. This surge in visitors has not only contributed to the robust tourism sector but also had a positive spillover effect on other sectors of the economy. The gaming industry, in particular, has played a pivotal role in Macau's economic expansion. The gross revenue from games of fortune witnessed a growth of 305.3% year-on-year, reaching MOP129.0 billion in the first three quarters of 2023. Meanwhile, the construction sector has experienced substantial growth, driven by both public and private investments. Public construction investment increased by 26.8% in the third quarter of 2023, attributed to the ongoing construction of large infrastructure projects and public housing initiatives. Simultaneously, private construction investment also surged by a significant 61.5% year-on-year, driven by increased investments from gaming enterprises and other private entities taking advantage of the revived economic environment. With continued investments in both private and public construction projects, including public housing and transport infrastructure initiatives, it is expected that tender prices will gradually rise in the coming quarters.

### ECONOMIC OVERVIEW



#### Gross Domestic Product

▲ **116.1%**

Q3 2023 Y-o-Y in real terms



#### Unemployment Rate

**2.4%**

Jul 2023 - Sep 2023



#### Underemployment Rate

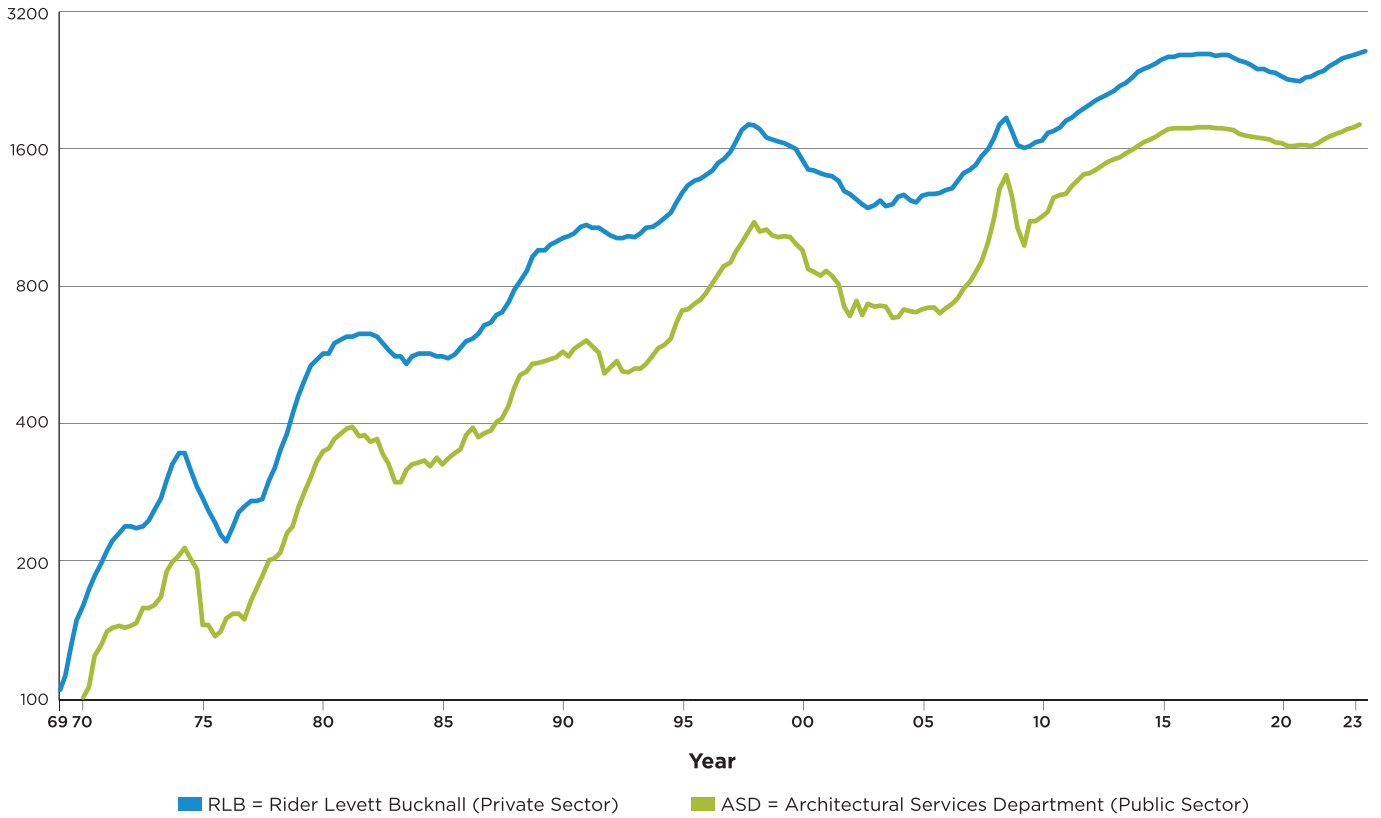
**1.6%**

Jul 2023 - Sep 2023

#### Disclaimer:

While the information in this publication is believed to be correct at the time of publishing, no responsibility is accepted for its accuracy. Persons desiring to utilize any information appearing in the publication should verify its applicability to their specific circumstances. Cost information in this publication is indicative and for general guidance only and is based on rates at **3rd Quarter 2023**.

### Tender Price Indices for Builder's Works in Hong Kong



	RLB	ASD	RLB	ASD	RLB	ASD	RLB	ASD	RLB	ASD	RLB	ASD	RLB	ASD	RLB	ASD	RLB	ASD	RLB	ASD	RLB	ASD	RLB	ASD
<b>Quarter</b>	<b>1968</b>		<b>1969</b>		<b>1970</b>		<b>1971</b>		<b>1972</b>		<b>1973</b>		<b>1974</b>		<b>1975</b>		<b>1976</b>		<b>1977</b>		<b>1978</b>		<b>1979</b>	
<b>1</b>			104		160	100	210	140	238	144	258	160	345	206	275	145	221	150	270	164	320	203	460	262
<b>2</b>			112		173	106	222	143	236	146	275	167	345	213	258	145	238	153	270	174	350	208	500	285
<b>3</b>			130		185	124	230	144	238	158	300	190	318	203	243	137	255	153	273	185	380	230	535	304
<b>4</b>	100		148		198	131	238	143	245	158	325	199	290	191	228	140	263	149	300	201	420	238	550	329
<b>Quarter</b>	<b>1980</b>		<b>1981</b>		<b>1982</b>		<b>1983</b>		<b>1984</b>		<b>1985</b>		<b>1986</b>		<b>1987</b>		<b>1988</b>		<b>1989</b>		<b>1990</b>		<b>1991</b>	
<b>1</b>	570	347	620	389	630	364	560	298	570	328	560	326	605	376	665	385	785	479	960	542	1020	574	1090	608
<b>2</b>	570	353	620	393	620	370	560	298	570	332	555	335	615	392	690	403	820	510	960	548	1030	561	1075	592
<b>3</b>	600	369	630	375	600	342	540	317	570	323	565	344	630	373	700	411	865	521	985	552	1045	582	1075	573
<b>4</b>	610	381	630	376	580	327	560	326	560	337	585	351	655	380	740	438	925	541	1000	559	1080	596	1055	515
<b>Quarter</b>	<b>1992</b>		<b>1993</b>		<b>1994</b>		<b>1995</b>		<b>1996</b>		<b>1997</b>		<b>1998</b>		<b>1999</b>		<b>2000</b>		<b>2001</b>		<b>2002</b>		<b>2003</b>	
<b>1</b>	1035	531	1025	527	1100	586	1280	708	1400	772	1575	902	1800	1103	1660	1024	1510	959	1400	862	1270	687	1205	720
<b>2</b>	1020	548	1045	527	1125	594	1330	712	1430	813	1660	953	1765	1054	1640	1031	1440	873	1390	842	1240	742	1230	723
<b>3</b>	1020	519	1075	541	1160	615	1360	733	1485	848	1760	996	1695	1065	1620	1025	1435	858	1360	807	1210	692	1195	722
<b>4</b>	1030	518	1080	563	1220	666	1370	747	1520	885	1810	1051	1675	1034	1600	989	1410	844	1290	721	1185	733	1210	681
<b>Quarter</b>	<b>2004</b>		<b>2005</b>		<b>2006</b>		<b>2007</b>		<b>2008</b>		<b>2009</b>		<b>2010</b>		<b>2011</b>		<b>2012</b>		<b>2013</b>		<b>2014</b>		<b>2015</b>	
<b>1</b>	1255	685	1260	711	1300	714	1440	821	1680	1118	1630	1074	1670	1134	1840	1273	1995	1414	2145	1516	2360	1621	2510	1732
<b>2</b>	1265	712	1270	716	1310	730	1475	859	1810	1305	1605	983	1730	1161	1870	1320	2045	1438	2190	1532	2390	1648	2540	1761
<b>3</b>	1230	704	1275	718	1360	751	1535	906	1865	1401	1620	1111	1750	1249	1925	1369	2075	1467	2230	1559	2425	1679	2545	1777
<b>4</b>	1220	701	1280	697	1410	789	1595	998	1750	1262	1655	1107	1785	1266	1955	1408	2100	1496	2290	1590	2460	1703	2565	1775
<b>Quarter</b>	<b>2016</b>		<b>2017</b>		<b>2018</b>		<b>2019</b>		<b>2020</b>		<b>2021</b>		<b>2022</b>		<b>2023</b>		<b>2024</b>		<b>2025</b>		<b>2026</b>		<b>2027</b>	
<b>1</b>	2565	1775	2580	1779	2530	1755	2395	1695	2300	1641	2285	1631	2420	1696	2570	1785								
<b>2</b>	2570	1776	2555	1776	2495	1727	2385	1686	2265	1623	2300	1620	2475	1726	2590	1806								
<b>3</b>	2580	1783	2565	1773	2465	1708	2355	1675	2260	1618	2345	1640	2515	1744	2615									
<b>4</b>	2580	1781	2560	1768	2440	1698	2340	1652	2250	1625	2370	1679	2545	1763										

# APPROXIMATE ORDER OF CONSTRUCTION COSTS IN HONG KONG AND SELECTED CITIES IN CHINA

## 2023年第3季中国主要城市单方造价指标

(Cost per Square Metre Construction Floor Area at 3rd Quarter 2023 Prices)

建筑物种类 Type of Building	香港 Hong Kong HK\$	澳门 Macau MOP	广州 Guangzhou RMB	深圳 Shenzhen RMB	珠海 Zhuhai RMB	北京 Beijing RMB	沈阳 Shenyang RMB	成都 Chengdu RMB	西安 Xian RMB	上海 Shanghai RMB	杭州 Hangzhou RMB	南京 Nanjing RMB	武汉 Wuhan RMB
	港澳地区 Hong Kong & Macau		华南地区 South China			华北地区 North China		华西地区 West China		华东地区 East China			
<b>Office 办公楼</b>													
Superior Quality 高级	33,700 - 41,200+	18,200 - 24,400+	8,800 - 13,300+	8,800 - 13,200+	8,300 - 12,400+	9,100 - 13,200+	8,700 - 12,600+	8,000 - 11,500+	8,000 - 11,400+	9,100 - 13,100+	8,600 - 12,200+	8,100 - 11,900+	8,100 - 12,000+
Ordinary 一般	23,300 - 31,900	12,200 - 16,500	4,700 - 7,900	4,700 - 7,900	4,500 - 7,500	5,000 - 8,200	4,700 - 7,800	4,400 - 7,200	4,400 - 7,300	5,000 - 8,200	4,700 - 7,800	4,600 - 7,200	4,400 - 7,200
<b>Shopping Centre 商场</b>													
Superior Quality 高级	32,900 - 39,300+	23,500 - 28,700+	9,100 - 14,200+	9,200 - 14,100+	8,700 - 13,500+	8,900 - 14,000+	8,300 - 13,000+	8,200 - 12,800+	8,000 - 11,900+	9,100 - 14,100+	9,100 - 13,300+	8,400 - 12,900+	8,900 - 12,700+
Ordinary 一般	27,200 - 32,400	19,300 - 23,600	7,400 - 8,700	7,400 - 8,800	7,100 - 8,300	7,100 - 8,500	6,600 - 7,900	6,600 - 7,900	6,500 - 7,700	7,300 - 8,700	6,900 - 8,700	6,700 - 8,000	6,700 - 8,500
<b>Residential 住宅</b>													
Apartment; Superior Quality 高层; 高级	37,400 - 45,700+	15,400 - 22,000+	6,500 - 8,800+	6,600 - 8,900+	6,200 - 8,400+	6,800 - 9,300+	6,300 - 8,500+	6,100 - 8,200+	6,000 - 8,100+	6,900 - 9,500+	6,500 - 8,900+	6,300 - 8,700+	6,100 - 8,400+
Apartment; Ordinary 高层; 一般	24,500 - 34,500	12,000 - 13,800	3,500 - 5,900	3,500 - 5,800	3,300 - 5,600	3,800 - 6,200	3,500 - 5,600	3,300 - 5,500	3,300 - 5,400	3,800 - 6,200	3,700 - 5,900	3,600 - 5,700	3,500 - 5,500
Villa; Superior Quality 别墅; 高级	53,400 - 65,200+	41,700 - 50,900+	5,800 - 8,100+	5,800 - 8,300+	5,500 - 7,800+	6,200 - 8,600+	5,600 - 7,800+	5,500 - 7,700+	5,400 - 7,600+	6,200 - 8,800+	5,800 - 8,300+	5,700 - 8,100+	5,500 - 7,800+
Villa; Ordinary 别墅; 一般	34,900 - 48,800	32,300 - 37,500	4,000 - 5,200	4,000 - 5,200	3,800 - 5,000	4,300 - 5,600	3,900 - 5,100	3,800 - 5,000	3,800 - 4,900	4,300 - 5,600	4,000 - 5,200	3,900 - 5,100	3,800 - 5,000
Clubhouse 会所	35,400 - 56,200+	25,700 - 44,700+	11,700 - 18,600+	11,800 - 18,600+	11,100 - 17,700+	12,300 - 19,600+	11,200 - 17,800+	10,800 - 17,100+	10,700 - 16,900+	12,500 - 19,800+	11,700 - 18,700+	11,500 - 18,200+	11,100 - 17,600+
External Works & Landscaping 室外工程 (Cost/m <sup>2</sup> External Area)	4,850 - 9,300+	3,500 - 7,700+	500 - 1,400+	500 - 1,500+	500 - 1,300+	600 - 1,600+	500 - 1,500+	500 - 1,400+	500 - 1,400+	600 - 1,600+	600 - 1,500+	600 - 1,400+	600 - 1,400+
<b>Hotel (including FF&amp;E) 酒店 (包括家俱及设备)</b>													
5-Star 五星	39,900 - 48,700+	31,000 - 38,000+	15,800 - 20,200+	15,700 - 20,200+	15,000 - 19,200+	15,400 - 20,200+	14,700 - 19,500+	13,900 - 18,300+	13,800 - 18,300+	15,700 - 20,600+	14,100 - 18,400+	14,400 - 19,000+	14,300 - 18,600+
3-Star 三星	31,500 - 38,500	24,800 - 28,600	11,200 - 14,300	11,200 - 14,300	10,700 - 13,600	11,400 - 14,700	10,800 - 14,000	10,000 - 13,100	10,000 - 13,000	11,000 - 14,800	10,100 - 13,900	10,200 - 13,600	10,500 - 13,400
<b>Industrial 厂房</b>													
Landlord; High Rise 租用; 高层	14,700 - 17,300+	N/A	3,100 - 4,300+	3,100 - 4,200+	2,900 - 4,000+	3,400 - 4,400+	3,200 - 4,200+	3,100 - 3,900+	3,100 - 3,900+	3,600 - 4,400+	3,400 - 4,100+	3,300 - 4,000+	2,900 - 3,900+
End User; Low Rise 自用; 低层	17,300 - 24,400+	N/A	4,400 - 7,900+	4,400 - 8,100+	4,100 - 7,500+	4,400 - 7,700+	4,200 - 7,300+	4,100 - 7,200+	4,100 - 7,200+	4,400 - 7,900+	4,000 - 7,100+	4,000 - 7,200+	4,000 - 7,100+
Logistic Centre 物流中心	17,400 - 21,700+	N/A	3,400 - 3,600+	3,400 - 3,700+	3,100 - 3,400+	3,500 - 4,000+	3,300 - 3,800+	2,600 - 3,700+	2,400 - 3,800+	3,500 - 3,800+	3,300 - 3,600+	3,200 - 3,300+	3,100 - 3,400+
<b>Carpark 车库</b>													
Basement; up to 2 Levels 地下室; 不多于 2 层	25,600 - 32,500+	11,000 - 14,000+	4,600 - 7,700+	4,700 - 7,800+	4,500 - 7,400+	4,700 - 7,800+	4,300 - 7,000+	4,400 - 7,200+	4,400 - 7,200+	4,600 - 7,800+	4,300 - 7,200+	4,000 - 7,100+	4,300 - 7,300+
Multi-Storey 地上; 多层	12,600 - 15,300+	9,200 - 11,500+	3,400 - 5,200+	3,400 - 5,200+	3,200 - 4,900+	3,700 - 5,500+	3,300 - 4,900+	3,300 - 4,800+	3,300 - 4,800+	3,800 - 5,500+	3,600 - 5,200+	3,500 - 5,000+	3,400 - 4,900+

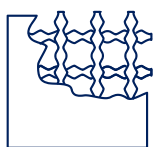
### NOTES 注:

- The construction costs above are based on prices obtained by competitive tendering for lump sum fixed price contracts with a normal contract period and are based on normal site conditions and locations. Extra costs should be allowed for projects with fast track programme, non-traditional procurement approaches and multi-phasing completion, etc.  
以上单方造价指标按竞价价格下之包干合约编制，并按正常工期、工地状况等为准。如项目采用快速施工、非传统式采购合约、分期施工等，应考虑增加额外预算成本。
- The costs are average square metre unit costs only not based on any specific drawings / design. Therefore they provide nothing more than a rough guide to the probable cost of a building. Figures outside the given ranges may be encountered. When information is required on a specific project, it is essential that professional advice be sought. 平均单方造价并不是参考图纸或设计而编制。只可作为建筑造价之估算，亦可能出现范围外之单价。若有特定之工程资料，理应参考专业顾问之意见。
- The standards for each type of building varies among above selected cities due to local design practices and choice of materials. 上述城市之建筑标准会因设计规范及采纳之物料而各有不同。
- The types of buildings have been revised in the 4<sup>th</sup> Quarter 2022. 建筑物种类已于 2022 年第四季度作出修订。
- The building costs exclude site formation and external works, finance and legal expenses, consultants' fees and reimbursables, value of land and fluctuations in prices between the price date as specified above and the time of calling tenders. 建筑物单价并不包括工地平整、室外工程、财务、法律、顾问公司等专业费用，地价及由此单价生效日至投标时间之价格或汇率变动。
- Construction floor area is the summation of covered floor areas contained within the outer surface of external wall or external perimeter, whichever is larger, measured at each floor level. It includes all floor areas occupied by stairwells, lift shafts, vertical duct wells, plant rooms, covered external floors, but excludes floor areas occupied by the atrium voids, light wells, and the areas covered by canopies and architectural features such as air conditioners (ACs) platforms, projected planters, sunshades, etc. 建筑面积乃有盖面积总和并量度至建筑物外墙外面或量度至边境界，以较大者为准；包括楼梯井、电梯井、管线井、机电间、有盖室外面积，但不包括大堂上部空间、光井及雨棚、建筑装饰如空调机平台、花槽、遮阳棚等。
- Other Specific Exclusions 其它不包括项目：  
HOTEL 酒店：pre-opening expenses, operating expenses, working capital, staff training and administrative costs 开幕前费用、营运费用、开办费、员工培训及行政费等。  
SHOPPING CENTRE 商场：fit out to tenant areas 租户之装修工程。  
INDUSTRIAL; LANDLORD 厂房 (租用)：security system, air conditioning, electrical distribution in tenant areas; production and warehousing equipment; special M&E provisions 保安、空调、租户内之电器布线、生产及仓库装备、特别机电配套等。  
LOGISTIC CENTRE 物流中心：cold storage facilities, material handling system, sorting and warehousing system, etc 冷藏设施、物料搬运系统、分拣和仓储系统等。  
PROJECTS IN SELECTED CITIES IN CHINA 中国主要城市：utilities to the site beyond site boundary, connection charges and capital contribution; local authority levies and taxation; import duties 工地外之骨干、接驳费、增容费、当局行政费用、税项、入口税。

# LABOUR COST TRENDS

## AVERAGE DAILY WAGES OF WORKERS ENGAGED IN PUBLIC SECTOR CONSTRUCTION PROJECTS

Bar Bender and Fixer



**\$2,253**

Y-o-Y ▲0.9%

Carpenter (Formwork)



**\$1,861**

Y-o-Y ▼1.2%

Concretor



**\$1,683**

Y-o-Y ▲2.6%

General Workers



**\$1,079**

Y-o-Y ▲4.8%

Metal Worker



**\$1,369**

Y-o-Y ▲1.8%

Painter and Decorator



**\$1,283**

Y-o-Y ▲4.2%

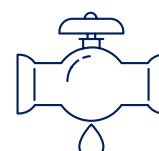
Plasterer



**\$1,367**

Y-o-Y ▼2.8%

Plumber



**\$1,461**

Y-o-Y ▲3.4%

	Average Daily Wages in HK\$ per day																			
	2022											2023								
	2	3	4	5	6	7	8	9	10	11	12	1	2	3	4	5	6	7	8	9
Bar Bender and Fixer	2,223.6	2,220.1	2,212.0	2,225.4	2,179.8	2,214.1	2,227.5	2,233.5	2,213.9	2,235.2	2,236.3	2,209.0	2,193.7	2,200.0	2,203.7	2,217.4	2,221.2	2,234.2	2,228.0	2,252.7
Carpenter (Formwork)	1,876.2	1,855.0	1,861.3	1,880.3	1,869.9	1,868.8	1,873.2	1,884.4	1,889.3	1,875.7	1,894.2	1,882.9	1,894.3	1,888.5	1,865.6	1,863.0	1,860.3	1,865.5	1,846.9	1,861.3
Concretor	1,581.5	1,609.0	1,617.9	1,638.8	1,638.0	1,632.7	1,639.5	1,640.1	1,651.4	1,649.0	1,655.8	1,629.9	1,635.3	1,641.7	1,637.4	1,662.9	1,677.5	1,673.1	1,689.1	1,682.9
General Workers	1,018.5	1,019.2	1,024.9	1,026.1	1,027.1	1,030.7	1,024.7	1,029.7	1,031.5	1,038.3	1,035.9	1,020.1	1,047.3	1,043.8	1,045.8	1,053.3	1,055.0	1,056.8	1,068.2	1,079.3
Metal Worker	1,356.0	1,348.6	1,350.2	1,381.0	1,413.7	1,379.2	1,346.5	1,344.3	1,349.3	1,346.9	1,361.0	1,363.1	1,375.9	1,354.3	1,362.1	1,370.0	1,354.3	1,352.2	1,356.2	1,368.5
Painter and Decorator	1,307.4	1,303.2	1,286.3	1,288.4	1,278.3	1,276.4	1,249.3	1,231.2	1,218.2	1,205.2	1,212.2	1,226.4	1,230.4	1,240.2	1,265.0	1,272.2	1,274.5	1,279.3	1,272.7	1,282.9
Plasterer	1,399.9	1,401.4	1,381.2	1,395.6	1,415.0	1,419.9	1,418.7	1,406.8	1,365.5	1,366.3	1,376.8	1,395.1	1,399.5	1,380.9	1,364.6	1,360.3	1,341.4	1,334.4	1,346.6	1,367.3
Plumber	1,485.1	1,508.4	1,443.1	1,446.0	1,441.9	1,445.6	1,423.5	1,412.9	1,424.3	1,418.2	1,413.7	1,410.2	1,425.6	1,436.8	1,437.2	1,445.8	1,444.5	1,445.1	1,442.9	1,461.3

(Source: Census and Statistics Department)

## AVERAGE WHOLESALE PRICES OF SELECTED BUILDING MATERIALS

Bitumen  
(\$/t)



**\$9,700**

Y-o-Y ▼ 2.0%

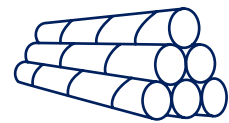
Galvanised Mild  
Steel Plates (\$/t)



**\$21,853**

Y-o-Y ▼ 7.2%

High Tensile  
Steel Bars (\$/t)



**\$5,730**

Y-o-Y ▼ 12.7%

Portland Cement  
(\$/t)



**\$933**

Y-o-Y ▲ 0.2%

Sand  
(\$/10t)



**\$3,080**

Y-o-Y ▲ 0.3%

Sawn Hardwood  
50 x 75 (\$/m<sup>3</sup>)



**\$6,939**

Y-o-Y -0.0%

	Average Wholesale Prices of Selected Building Materials																			
	2022											2023								
	2	3	4	5	6	7	8	9	10	11	12	1	2	3	4	5	6	7	8	9
■ Bitumen (\$/t)	9,400	9,400	9,900	9,900	9,900	9,900	9,900	9,900	9,900	9,900	9,900	9,500	9,500	9,700	9,700	9,700	9,700	9,700	9,700	9,700
■ Galvanised Mild Steel Plates (\$/t)	24,290	24,326	24,350	24,376	24,364	24,319	23,609	23,552	23,343	23,323	23,241	21,877	21,864	21,958	21,958	22,148	22,096	21,954	21,880	21,853
■ High Tensile Steel Bars (\$/t)	7,614	8,012	7,927	7,648	7,393	7,007	6,796	6,566	6,411	6,302	6,456	6,554	6,567	6,578	6,412	6,151	6,043	5,901	5,768	5,730
■ Portland Cement (\$/t)	927	908	925	935	936	932	931	931	931	931	931	931	931	931	931	932	932	931	930	933
■ Sand (\$/10t)	3,170	3,190	3,180	3,180	3,160	3,100	3,020	3,070	2,940	3,070	3,130	3,180	3,180	3,240	3,090	3,160	3,220	3,180	3,170	3,080
■ Sawn Hardwood 50 x 75 (\$/m <sup>3</sup> )	6,565	6,565	6,779	6,779	6,779	6,939	6,939	6,939	6,939	6,939	6,939	6,939	6,939	6,939	6,939	6,939	6,939	6,939	6,939	6,939

(Source: Census and Statistics Department)



# COMMON UNIT RATES IN HONG KONG

Description	Unit	3Q 2023		
		Average rate in HK\$	Y-o-Y	Q-o-Q
150 mm Bed of hardcore	m <sup>2</sup>	252	2.0%	0.0%
Reinforced concrete Grade 35	m <sup>3</sup>	1,480	4.2%	1.0%
Reinforced concrete Grade 45	m <sup>3</sup>	1,550	4.7%	0.6%
Reinforced concrete Grade 60	m <sup>3</sup>	1,710	3.6%	0.6%
Sawn formwork	m <sup>2</sup>	480	6.7%	3.2%
Deformed high yield steel bar reinforcement	kg	13.0	1.6%	0.0%
100 mm Solid concrete block wall	m <sup>2</sup>	470	5.7%	0.0%
Waterproof membrane roofing / 20 mm Horizontal mastic asphalt roofing	m <sup>2</sup>	180	0.0%	0.0%
50 mm Roof insulation	m <sup>2</sup>	185	2.8%	0.0%
Galvanised mild steel in balustrades, railings and general welded and framed work	kg	39	8.3%	0.0%
Structural steelwork - standard sections (new works)	kg	41	5.1%	0.0%
20 mm Cement and sand (1:3) paving/ screeding	m <sup>2</sup>	136	4.1%	0.0%
6 mm skim coat plaster	m <sup>2</sup>	133	3.9%	0.0%
Gypsumboard suspended ceiling	m <sup>2</sup>	560	3.7%	0.0%
Metal panel suspended ceiling	m <sup>2</sup>	715	6.7%	0.0%
Primer and two coats of emulsion paint on plastered walls and ceilings	m <sup>2</sup>	76	5.6%	0.0%
Proprietary vertical green wall system	m <sup>2</sup>	6,900	3.0%	0.0%
Proprietary green roof system	m <sup>2</sup>	3,050	3.0%	0.0%
9.80kW power rating photovoltaic system	m <sup>2</sup>	8,650	3.0%	0.0%

**Notes:**

- The unit rates above are for general guidelines of likely tendered rates obtained by competitive tendering for lump sum fixed price contracts with a normal contract period.
- The rates are also based on normal site conditions, locations and normal working hours.

# NORTH AISA OFFICES

## 北亚洲办事处

### HONG KONG 香港

15th Floor  
Goldin Financial Global Centre  
17 Kai Cheung Road  
Kowloon Bay, Kowloon Hong Kong  
香港九龙九龙湾启祥道 17 号  
高银金融国际中心 15 楼  
Telephone 电话: 852 2823 1823  
Facsimile 传真: 852 2861 1283  
E-mail 电邮: hongkong@hk.rlb.com

### BEIJING 北京

Room 1803-1809, 18th Floor  
East Ocean Centre  
24A Jian Guo Men Wai Avenue  
Chaoyang District  
Beijing 100004  
China  
中国北京市  
朝阳区建国门外大街 24A  
东海中心 18 楼 1803-1809 室  
邮编 100004  
Telephone 电话: 86 10 6515 5818  
E-mail 电邮: beijing@cn.rlb.com

### CHENGDU 成都

Room 2901-2904, 29th Floor  
Square One  
No.18 Dongyu Street  
Jinjiang District  
Chengdu 610016  
Sichuan Province  
China  
中国四川省成都市锦江区东御街 18 号  
百扬大厦 29 楼 2901-2904 室  
邮编 610016  
Telephone 电话: 86 28 8670 3382  
E-mail 电邮: chengdu@cn.rlb.com

### CHONGQING 重庆

Room 1-3 & 17-18  
39/F, IFS Tower T1  
No. 1 Qingyun Road  
Jiangbei District  
Chongqing 400024  
China  
中国重庆市江北区庆云路 1 号  
国金中心 T1 办公楼  
39 楼 1-3 及 17-18 单元  
邮编 400024  
Telephone 电话: 86 23 6380 6628  
E-mail 电邮: chongqing@cn.rlb.com

### GUANGZHOU 广州

Room 1302-1308  
Central Tower  
No. 5 Xiancun Road  
Guangzhou 510623  
Guangdong Province  
China  
中国广东省广州市冼村路 5 号  
凯华国际中心 1302-1308 室  
邮编 510623  
Telephone 电话: 86 20 8732 1801  
E-mail 电邮: guangzhou@cn.rlb.com

### GUIYANG 贵阳

Room E, 12th Floor  
Fuzhong International Plaza  
126 Xin Hua Road  
Guiyang 550002  
Guizhou Province  
China  
中国贵州省贵阳市  
新华路 126 号  
富中国际广场 12 层 E 座  
邮编 550002  
Telephone 电话: 86 851 8553 3818  
E-mail 电邮: guiyang@cn.rlb.com

### HAIKOU 海口

Room 1705, 17th Floor Fortune Centre  
38 Da Tong Road Haikou 570102  
Hainan Province China  
中国海南省海口市大同路 38 号  
财富中心 17 楼 1705 室 邮编 570102  
Telephone 电话: 86 898 6672 6638  
E-mail 电邮: haikou@cn.rlb.com

### HANGZHOU 杭州

Room 1603, 16th Floor  
North Tower, Modern City Center  
No. 161 Shao Xing Road  
Xia Cheng District  
Hangzhou 310004  
Zhejiang Province  
China  
中国浙江省杭州市  
下城区绍兴路 161 号  
野风现代中心北楼 16 层 1603 室  
邮编 310004  
Telephone 电话: 86 571 8539 3028  
E-mail 电邮: hangzhou@cn.rlb.com

### MACAU 澳门

Alameda Dr. Carlos D' Assumpção  
No. 398 Edificio CNAC 9º Andar I-J  
Macau SAR  
澳门新口岸  
宋玉生广场 398 号  
中航大厦 9 楼 I-J 座  
Telephone 电话: 853 2875 3088  
Facsimile 传真: 853 2875 3308  
E-mail 电邮: macau@mo.rlb.com

### NANJING 南京

Room 1201, 12th Floor  
South Tower, Jinmao Plaza  
201 Zhong Yang Road  
Nanjing 210009  
Jiangsu Province  
China  
中国江苏省  
南京市中央路 201 号  
金茂广场南塔写字楼 12 楼 1201 室  
邮编 210009  
Telephone 电话: 86 25 8678 0300  
E-mail 电邮: nanjing@cn.rlb.com

### NANNING 南宁

Room 2203, 22th Floor  
Block B, Resources Building  
No. 136 Minzu Road  
Qingxiu District  
Nanning 530000  
Guangxi Province  
China  
中国广西省  
南宁市青秀区民族大道 136 号  
华润大厦 B 座 22 楼 2203 室  
邮编 530000  
Telephone 电话: 86 771 5896 101  
E-mail 电邮: nanning@cn.rlb.com

### SEOUL 首尔

(Yeoksam-Dong, Daon Building)  
8th Floor, 8 Teheran-ro 27-gil  
Gangnam-Gu  
Seoul 06141  
Korea  
Telephone 电话: 82 2 582 2834  
Facsimile 传真: 82 2 563 5752  
E-mail 电邮: seoul@kr.rlb.com

### SHANGHAI 上海

22nd Floor, Greentech Tower  
No.436 Heng Feng Road  
Jingan District  
Shanghai 200070  
China  
中国上海市  
静安区恒丰路 436 号  
环智国际大厦 22 楼  
邮编 200070  
Telephone 电话: 86 21 6330 1999  
E-mail 电邮: shanghai@cn.rlb.com

### SHENYANG 沈阳

25th Floor  
Tower A, President Building  
No. 69 Heping North Avenue  
Heping District  
Shenyang 110003  
Liaoning Province  
China  
中国辽宁省沈阳市  
和平区和平北大街 69 号  
总统大厦 A 座 25 楼  
邮编 110003  
Telephone 电话: 86 24 2396 5516  
E-mail 电邮: shenyang@cn.rlb.com

### SHENZHEN 深圳

Room 4510-4513  
Shun Hing Square  
Diwang Commercial Centre  
5002 Shennan Road East  
Shenzhen 518001  
Guangdong Province  
China  
中国广东省深圳市  
深南东路 5002 号  
信兴广场地王商业大厦 4510-4513 室  
邮编 518001  
Telephone 电话: 86 755 8246 0959  
E-mail 电邮: shenzhen@cn.rlb.com

### WUHAN 武汉

Room 3301, 33rd Floor  
Heartland 66 Office Tower  
No.688 Jinghan Avenue  
Qiaokou District  
Wuhan 430030  
Hubei Province  
China  
中国湖北省武汉市  
硚口区京汉大道 688 号  
武汉恒隆广场办公楼 3301 室  
邮编 430030  
Telephone 电话: 86 27 6885 0986  
E-mail 电邮: wuhan@cn.rlb.com

### WUXI 无锡

Room 1410-1412, 14th Floor  
Juna Plaza  
No. 6 Yonghe Road  
Nanchang District  
Wuxi 214000  
Jiangsu Province  
China  
中国江苏省无锡市  
南长区永和路 6 号  
君来广场 14 楼 1410-1412 室  
邮编 214000  
Telephone 电话: 86 510 8274 0266  
E-mail 电邮: wuxi@cn.rlb.com

### XIAN 西安

Room 1506, 15th Floor, Tower F  
Chang'an Metropolis Center  
No.88 Nanguan Zheng Street  
Beilin District  
Xian 710068  
Shaanxi Province  
China  
中国陕西省西安市  
碑林区南关正街 88 号  
长安国际中心 F 座 15 楼 1506 号  
邮编 710068  
Telephone 电话: 86 29 8833 7433  
E-mail 电邮: xian@cn.rlb.com

### ZHUHAI 珠海

Room 1401-1402, 14th Floor  
Taifook International Finance Building  
No. 1199 Jiu Zhuo Road East  
Jida  
Zhuhai 519015  
Guangdong Province  
China  
中国广东省珠海市  
吉大九洲大道东 1199 号  
泰福国际金融大厦 14 楼 1401-1402 室  
邮编 519015  
Telephone 电话: 86 756 333 0997  
E-mail 电邮: zhuhai@cn.rlb.com

[RLB.com](http://RLB.com)

AFRICA | AMERICAS | ASIA | EUROPE | MIDDLE EAST | OCEANIA



**RLB**  
利比  
Rider  
Levett  
Bucknall